
Technical Data

➤ **Product Description**

Nelson Compound (CMP™) is a cementitious material that is mixed with water. It is similar in appearance to mortar and can be troweled to a smooth finish that provides a weather resistant, non-shrinking fire-rated seal.

➤ **Application**

CMP™ has been tested for a wide range of penetrants including metallic pipes, cables, cable trays, as well as combustible penetrants such as insulated pipes. It is ideally suited for medium to large openings filled with or without penetrants.

➤ **Availability**

AA0476 - 44 lb. Bag - 1000 cu. in. (16.4L)

➤ **Approvals**

Underwriters Laboratories Inc., Fill, Void or Cavity Material (XHHW) and (XHHW7), FM City of New York, New York, Department of Buildings

- MEA 236-87-M Vol. 2

➤ **Features**

- Up to 4-Hour Ratings
- Economical
- Non-Shrinking
- Paintable
- Water Resistant
- Non-Toxic
- Excellent Shelf Life
- Ideal for Large Openings
- Acoustically Tested – Reduces noise transmission

➤ **Physical Properties**

- Color.....Red
- Weight.....44 lbs. per Bag
- Yield per bag.....1000 cu. in.
- Application Temp...40°F (4°C) and above
- Set Up Time.....4 hours (approx)
- Cure Time.....4 weeks (approx)
- Hydrostatic Pressure...>30 psi (206kPa)
- Mix Ratio - Water to CMP compound
 - 1:4.0.....420 psi (2895.8 kPa)
 - 1:3.5.....395 psi (2723.5 kPa)
 - 1:3.0.....300 psi (2068.4 kPa)
 - 1:2.5.....240 psi (1654.7 kPa)
- Halogen Free

➤ **Test Compliance**

- ASTM E119 and UL263, Fire Tests of Building Construction and Materials
- ASTM E814 and UL1479, Test method for through stop fire penetrations.

➤ **Testing Data**

For specific test criteria, refer to the UL Fire Resistance Directory.

➤ **Storage & Handling**

Nelson CMP™ should be stored in dry, covered locations. There is no indication of shelf life limitations.

➤ **Limitations**

Nelson CMP™ is not a load bearing material. If the area is subject to pedestrian traffic, safety plates must be installed.

➤ **Related References**

Underwriters Laboratories Inc. "Fire Resistance Directory". Application details are available in AutoCAD® format on request.

➤ INSTALLATION INSTRUCTIONS

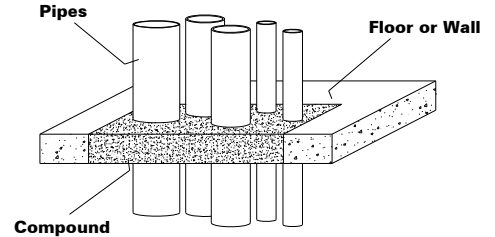
GENERAL: Areas to be protected must be clean and free of oil, loose dirt or rust. Installation temperatures must be 40°F (4°C) and above. Allow a cure time of 4 weeks.

APPLICATION SYSTEM SELECTION: Selection of an appropriate firestop system design is critical to the fire protection process. Please consult the Nelson Firestop directory and application guide as well as the UL® Fire Resistance Directory for additional information.

FORMING: Some installations may require forming as either an integral part of the system or as an option to facilitate installation. In systems where forming is required, plywood or foam insulation boards may be used. In smaller openings, mineral fiber, backer rod or other suitable materials may be used. Recess forming material to a depth which allows for the proper depth of fill material.

FILL MATERIAL: Nelson Firestop CMP™ may be mixed with water using a standard mortar mixer, plastering machine, or mixed by hand in smaller amounts. CMP™ Compound should be thoroughly mixed with water to achieve a uniform texture. Clean adjacent surfaces of opening prior to installation. For installation without forming, use 1:4 water/compound mix ratio. For quicker installation with forming, use 1:2.5 water/compound ratio. Avoid extreme mix ratios. Material can be pumped, troweled or hand packed into the opening. Floor or wall penetrations with large open areas may require some temporary forming. Nelson CMP™ sets up in about four hours and cures completely in approximately four weeks. Actual installation should be in accordance with the appropriate Nelson application system drawing.

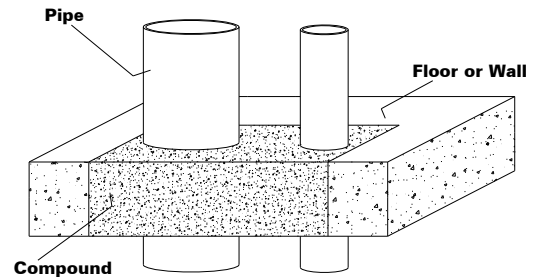
UL System No. C-AJ-1040, 8007 F Rating 2,3,4 Hr. T Rating 0 or 1/2 Hr.



- FLOOR or WALL ASSEMBLY - Min 3-1/4" concrete floor or wall or CMU block wall. The max. size of opening is 10" x 30".
- METALLIC PIPE or CONDUIT - Max. (5) pipes or conduits, max. 6" steel or cast iron, RMC, max. 4" EMT or max. 2" copper pipe. Annular space is 3/4" to 4-3/4". Spacing between pipes or conduits is 3/4" to 1-1/2".
- PIPE INSULATION (optional), Max. 1" thick FIBERGLASS or MINERAL WOOL. Annular space is 1-1/2" - 3-3/4".
- NELSON CMP COMPOUND - Min. 3-1/4" depth for 2 or 3 hr F-Rating or 7" depth for 4 hr F-Rating.

DWG NO. FS-0084 R5

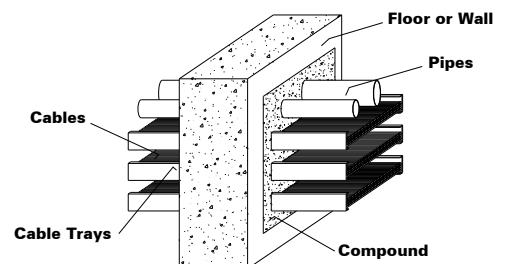
UL System No. C-AJ-1219 F Rating 2 Hr. T Rating 0 Hr.



- FLOOR or WALL ASSEMBLY - Min. 4-1/2" concrete floor or wall, or CMU block wall. The max. size of opening is 40" x 48".
- METALLIC PIPE or CONDUIT - Max. 10" steel, 6" RMC, 4" EMT or copper pipe. Annular space is 1" to 37" and between pipes is 2" to 40".
- NELSON CMP COMPOUND - Min. 4-1/2" depth

DWG NO. FS-0125 R4

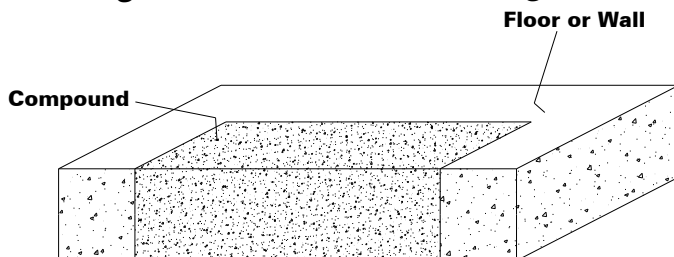
UL System No. C-AJ-8049 F Rating 2 Hr. T Rating 0 Hr.



- FLOOR or WALL ASSEMBLY - Min. 4-1/2" concrete floor or wall, or CMU block wall. The max. size of the opening is 40" X 48". The annular space is 1" to 12".
- METALLIC PIPE or CONDUITS - Max. (2) 10" steel, cast iron. Max. 6" RMC, 4" copper or EMT. Annular space is 1" to 6-1/2" for pipes and 4" to 12" for trays.
- CABLE TRAY - Max. 36" wide by 4" deep open ladder type, steel cable tray. A max. of 3 trays. Annular space is 1" to 4".
- CABLES - Max. 30% fill of power, control, or communications cables.
- NELSON CMP COMPOUND - Min. 4-1/2" depth, flush with the top surface of the floor or both surfaces of the wall.

DWG NO. FS-0149 R2

UL System No. C-AJ-0043 F Rating 3 Hr. T Rating 2 Hr.



- FLOOR or WALL ASSEMBLY - Min. 4-1/2" concrete floor or wall, or CMU block wall. The max. size of the opening is 40" x 48".
- NELSON CMP COMPOUND - Install min. 4-1/2" depth

DWG NO. FS-0124 R2

NELSON FIRESTOP PRODUCTS

P.O. Box 726
Tulsa, OK 74101

Toll Free: 800-331-7325
www.nelsonfirestop.com

Direct: 918-627-5530
e-mail: info@nelsonfirestop.com

Fax: 918-641-7336